



### District Report Card: 2017


<b>State:</b> Odisha	<b>District:</b> Malkangiri
<b>Class:</b> 3	<b>Subject:</b> Mathematics
<b>Schools:</b> 46	<b>Students:</b> 892


### Participation/Coverage


#### Students

<div>GENDER</div> <div></div>	Boys		Girls	
	Number	%	Number	%
	472	52.91	420	47.09

<div>AREA</div> <div></div>	Rural		Urban	
	Number	%	Number	%
	769	86.21	123	13.79

<div>CATEGORY</div> <div></div>	SC		ST		OBC		GEN	
	Number	%	Number	%	Number	%	Number	%
	209	23.43	539	60.43	61	6.84	83	9.30

<div>CWSN</div> <div></div>	LD	VI	HI	S&LD	ID	Oth
	1	0	0	2	0	3

<div>Management</div> <div></div>	Government		Government-aided	
	Number	%	Number	%
	892	100.00	0	0.00

### Average Performance of Students in Mathematics (%)

Overall	Gender		Area		Management		Social Group			
	Male	Female	Rural	Urban	Govt.	Aided	SC	ST	OBC	GEN
61.08	61.45	60.65	60.53	64.50	61.08	0.00	58.82	61.22	68.85	60.08

## Performance on Learning Outcomes (LOs)

Learning Outcomes	Description	Average Performance(%)
M301	Reads and writes numbers up to 999 using place value	63.27
M302	Compares numbers up to 999 based on their place values	74.10
M303	Solves simple daily life problems using addition and subtraction of three digit numbers with and without regrouping	56.26
M304	Constructs and uses the multiplication facts (up till 10) in daily life situations	69.62
M305	Analyses and applies an appropriate number operation in the situation/ context	57.29
M306	Explains the meaning of division facts by equal grouping/sharing and finds it by repeated subtraction	53.59
M309	Identifies and makes 2D-shapes by paper folding, paper cutting on the dot grid, using straight lines etc.	72.97
M311	Fills a given region leaving no gaps using a tile of a given shape	8.19
M312	Estimates and measures length and distance using standard units like centimeters or meters & identifies relationships	34.77
M317	Reads the time correctly to the hour using a clock/watch	76.68
M318	Extends patterns in simple shapes and numbers	54.06
M319	Records data using tally marks, represents pictorially and draws conclusions	72.42

Range of Performance of Students who Answered Correctly							
Below 30%		30% - 50%		50% - 75%		Above 75%	
Number	%	Number	%	Number	%	Number	%
114	12.78	191	21.41	268	30.04	319	35.76

### Lowest Performing Learning Outcomes (LOs)

- 1 - Fills a given region leaving no gaps using a tile of a given shape (8.19)
- 2 - Estimates and measures length and distance using standard units like centimeters or meters & identifies relationships (34.77)
- 3 - Explains the meaning of division facts by equal grouping/sharing and finds it by repeated subtraction (53.59)
- 4 - Extends patterns in simple shapes and numbers (54.06)
- 5 - Solves simple daily life problems using addition and subtraction of three digit numbers with and without regrouping (56.26)